
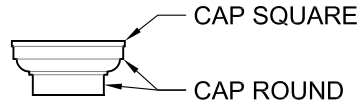


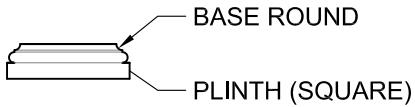
FLUTED



PLAIN SMOOTH

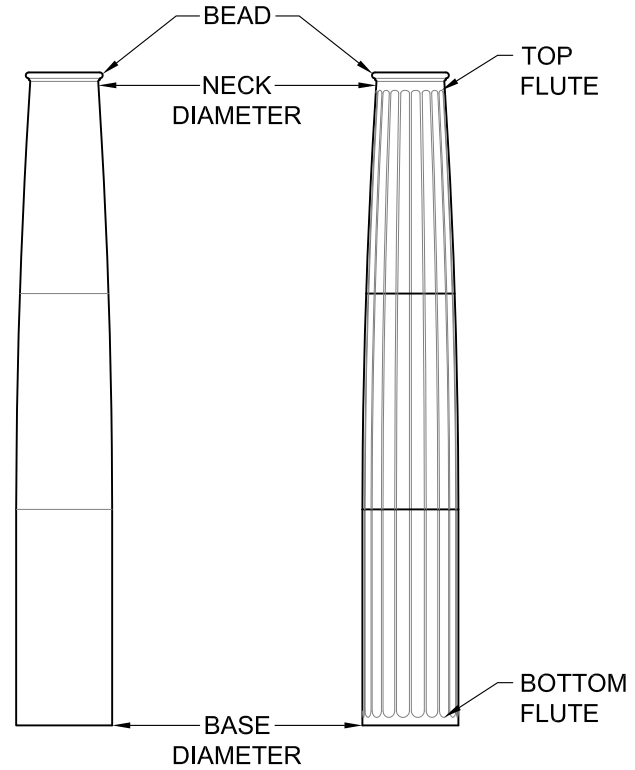


CAPITAL



BASE

COLUMN OVERALL HEIGHT WILL INCLUDE THE BASE AND CAP HEIGHT.
COLUMN NECK DIAMETER IS NORMALLY .85% OR LESS THAN THE BASE DIAMETER.



PLAIN SHAFT

FLUTED SHAFT

ALL RIGHTS RESERVED. THIS DRAWING IS PROPERTY OF STROMBERG ARCHITECTURAL PRODUCTS INC. AND MAY BE USED ONLY WHEN UTILIZING STROMBERG ARCHITECTURAL PRODUCTS. STROMBERG ARCHITECTURAL PRODUCTS INC. GENERAL TERMS AND CONDITIONS APPLY AND ARE INCORPORATE HERE IN BY REFERENCE. THIS DETAIL MAY NOT APPLY TO ALL CONDITIONS AND CONSTRUCTION SITUATIONS.



STROMBERG ARCHITECTURAL PRODUCTS INC.

4400 Oneal Street, Greenville, TX 75401 Phone 903.454.0904 Fax 903.454.3642

TITLE: COLUMN PARTS

SCALE: NTS

TYPE DWG: ASSEMBLY

DWG. SHEET: SAC-103